

uCertify

Course Outline

Learning Tableau



17 May 2024

1. Course Objective

2. Pre-Assessment

3. Exercises, Quizzes, Flashcards & Glossary

Number of Questions

4. Expert Instructor-Led Training

5. ADA Compliant & JAWS Compatible Platform

6. State of the Art Educator Tools

7. Award Winning Learning Platform (LMS)

8. Chapter & Lessons

Syllabus

Chapter 1: Introduction

Chapter 2: Taking Off with Tableau

Chapter 3: Working with Data in Tableau

Chapter 4: Venturing on to Advanced Visualizations

Chapter 5: Starting an Adventure with Calculations

Chapter 6: Diving Deep with Table Calculations

Chapter 7: Making Visualizations That Look Great and Work Well

Chapter 8: Telling a Data Story with Dashboards

Chapter 9: Digging Deeper - Trends, Clustering, Distributions, and Forecasting

Chapter 10: Cleaning and Structuring Messy Data

Chapter 11: Introducing Tableau Prep

Chapter 12: Advanced Visualizations, Techniques, Tips, and Tricks

Chapter 13: Sharing Your Data Story

Videos and How To

9. Practice Test

Here's what you get

Features

10. Live labs

Lab Tasks

Here's what you get

11. Post-Assessment

1. Course Objective

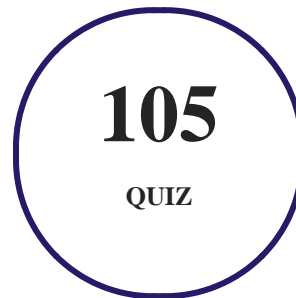
Get hands-on experience in Tableau with the Learning Tableau course and lab. Tableau has made it easy and intuitive (and fun!) to be hands-on with the data, to receive instant visual feedback with every action, and to ask questions and uncover insights in a natural flow of thought and interaction. The course Learning Tableau looks at Tableau through the lens of understanding the underlying paradigm of how and why Tableau works in the context of practical examples. It covers the Tableau concepts in detail with well-descriptive interactive lessons containing assessment questions, knowledge checks, and live labs.

2. Pre-Assessment

Pre-Assessment lets you identify the areas for improvement before you start your prep. It determines what students know about a topic before it is taught and identifies areas for improvement with question assessment before beginning the course.

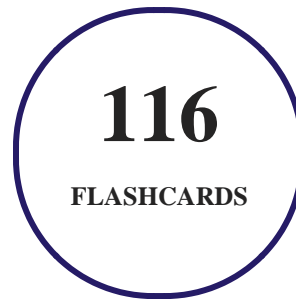
3. Quiz

Quizzes test your knowledge on the topics of the exam when you go through the course material. There is no limit to the number of times you can attempt it.



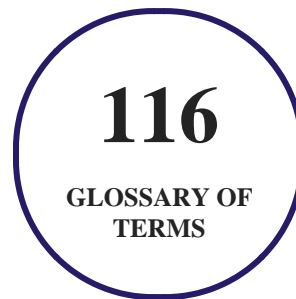
4. flashcards

Flashcards are effective memory-aiding tools that help you learn complex topics easily. The flashcard will help you in memorizing definitions, terminologies, key concepts, and more. There is no limit to the number of times learners can attempt these. Flashcards help master the key concepts.



5. Glossary of terms

uCertify provides detailed explanations of concepts relevant to the course through Glossary. It contains a list of frequently used terminologies along with its detailed explanation. Glossary defines the key terms.



6. Expert Instructor-Led Training

uCertify uses the content from the finest publishers and only the IT industry's finest instructors. They have a minimum of 15 years real-world experience and are subject matter experts in their fields. Unlike a live class, you can study at your own pace. This creates a personal learning experience and gives you all the benefit of hands-on training with the flexibility of doing it around your schedule 24/7.

7. ADA Compliant & JAWS Compatible Platform

uCertify course and labs are ADA (Americans with Disability Act) compliant. It is now more accessible to students with features such as:

- Change the font, size, and color of the content of the course
- Text-to-speech, reads the text into spoken words
- Interactive videos, how-tos videos come with transcripts and voice-over
- Interactive transcripts, each word is clickable. Students can clip a specific part of the video by clicking on a word or a portion of the text.

JAWS (Job Access with Speech) is a computer screen reader program for Microsoft Windows that reads the screen either with a text-to-speech output or by a Refreshable Braille display. Student can easily navigate uCertify course using JAWS shortcut keys.

8. State of the Art Educator Tools

uCertify knows the importance of instructors and provide tools to help them do their job effectively. Instructors are able to clone and customize course. Do ability grouping. Create sections. Design grade scale and grade formula. Create and schedule assessments. Educators can also move a student from self-paced to mentor-guided to instructor-led mode in three clicks.

9. Award Winning Learning Platform (LMS)

uCertify has developed an award winning, highly interactive yet simple to use platform. The SIIA CODiE Awards is the only peer-reviewed program to showcase business and education technology's finest products and services. Since 1986, thousands of products, services and solutions have been recognized for achieving excellence. uCertify has won CODiE awards consecutively for last 7 years:

- **2014**
 1. Best Postsecondary Learning Solution
- **2015**
 1. Best Education Solution

2. Best Virtual Learning Solution
3. Best Student Assessment Solution
4. Best Postsecondary Learning Solution
5. Best Career and Workforce Readiness Solution
6. Best Instructional Solution in Other Curriculum Areas
7. Best Corporate Learning/Workforce Development Solution

- **2016**

1. Best Virtual Learning Solution
2. Best Education Cloud-based Solution
3. Best College and Career Readiness Solution
4. Best Corporate / Workforce Learning Solution
5. Best Postsecondary Learning Content Solution
6. Best Postsecondary LMS or Learning Platform
7. Best Learning Relationship Management Solution

- **2017**

1. Best Overall Education Solution
2. Best Student Assessment Solution
3. Best Corporate/Workforce Learning Solution
4. Best Higher Education LMS or Learning Platform

- **2018**

1. Best Higher Education LMS or Learning Platform
2. Best Instructional Solution in Other Curriculum Areas
3. Best Learning Relationship Management Solution

- **2019**

1. Best Virtual Learning Solution
2. Best Content Authoring Development or Curation Solution
3. Best Higher Education Learning Management Solution (LMS)

- **2020**

1. Best College and Career Readiness Solution
2. Best Cross-Curricular Solution
3. Best Virtual Learning Solution

10. Chapter & Lessons

uCertify brings these textbooks to life. It is full of interactive activities that keeps the learner engaged. uCertify brings all available learning resources for a topic in one place so that the learner can efficiently learn without going to multiple places. Challenge questions are also embedded in the chapters so learners can attempt those while they are learning about that particular topic. This helps them grasp the concepts better because they can go over it again right away which improves learning.

Learners can do Flashcards, Exercises, Quizzes and Labs related to each chapter. At the end of every lesson, uCertify courses guide the learners on the path they should follow.

Syllabus

Chapter 1: Introduction

- Who this course is for?
- What this course covers?
- To get the most out of this course
- Download the example code files
- Conventions used

Chapter 2: Taking Off with Tableau

- The cycle of analytics

- Connecting to data
- Foundations for building visualizations
- Visualizing data
- Putting everything together in a dashboard
- Summary

Chapter 3: Working with Data in Tableau

- The Tableau paradigm
- Connecting to data
- Managing data source metadata
- Working with extracts instead of live connections
- Tableau file types
- Joins and blends
- Filtering data
- Summary

Chapter 4: Venturing on to Advanced Visualizations

- Comparing values

- Visualizing dates and times
- Relating parts of the data to the whole
- Visualizing distributions
- Visualizing multiple axes to compare different measures
- Summary

Chapter 5: Starting an Adventure with Calculations

- Introduction to calculations
- Row-level calculations
- Aggregate-level calculations
- Level of detail calculations
- Parameters
- Practical examples of calculations and parameters
- Ad hoc calculations
- Performance considerations
- Summary

Chapter 6: Diving Deep with Table Calculations

- An overview of Table Calculations

- Quick Table Calculations
- Relative versus fixed
- Custom Table Calculations
- Practical examples
- Data densification
- Summary

Chapter 7: Making Visualizations That Look Great and Work Well

- Visualization considerations
- Leveraging formatting in Tableau
- Adding value to visualizations
- Summary

Chapter 8: Telling a Data Story with Dashboards

- Key concepts for dashboards
- Designing dashboards in Tableau
- Dashboard example – is least profitable always unprofitable?
- Designing for different displays and devices

- How actions work
- Dashboard example – regional scorecard
- Stories
- Summary

Chapter 9: Digging Deeper - Trends, Clustering, Distributions, and Forecasting

- Trends
- Clustering
- Distributions
- Forecasting
- Summary

Chapter 10: Cleaning and Structuring Messy Data

- Structuring data for Tableau
- Dealing with data structure issues
- Overview of advanced fixes for data problems
- Summary

Chapter 11: Introducing Tableau Prep

- Getting prepped to explore Tableau Prep
- Understanding the Tableau Prep Builder Interface
- Flowing with the fundamental paradigm
- Summary

Chapter 12: Advanced Visualizations, Techniques, Tips, and Tricks

- Advanced visualizations
- Sheet swapping and dynamic dashboards
- Mapping techniques
- Using background images
- Animation
- Transparency
- Summary

Chapter 13: Sharing Your Data Story

- Presenting, printing, and exporting
- Sharing with users of Tableau Desktop or Tableau Reader
- Sharing with users of Tableau Server, Tableau Online, and Tableau Public
- Summary

11. Practice Test

Here's what you get

50

PRE-ASSESSMENTS QUESTIONS

50

POST-ASSESSMENTS QUESTIONS

Features

Each question comes with detailed remediation explaining not only why an answer option is correct but also why it is incorrect.

Unlimited Practice

Each test can be taken unlimited number of times until the learner feels they are prepared. Learner can review the test and read detailed remediation. Detailed test history is also available.

Each test set comes with learn, test and review modes. In learn mode, learners will attempt a question and will get immediate feedback and complete remediation as they move on to the next question. In test mode, learners can take a timed test simulating the actual exam conditions. In review mode, learners can read through one item at a time without attempting it.

12. Live Labs

The benefits of live-labs are:

- Exam based practical tasks
- Real equipment, absolutely no simulations
- Access to the latest industry technologies
- Available anytime, anywhere on any device
- Break and Reset functionality
- No hardware costs

Lab Tasks

Taking Off with Tableau

- Creating a Connection in a New Workbook
- Creating a Bar Chart
- Creating a Line Chart
- Creating Filled, Symbol, and Density Maps
- Using the Show Me Toolbar
- Building a Dashboard

Working with Data in Tableau

- Viewing the Aggregate Data
- Connecting to an Excel File
- Connecting to a Data Source and Managing Metadata

Venturing on to Advanced Visualizations

- Highlighting Categories of Interest
- Building a Bar-in-Bar Chart
- Building a Bullet Graph
- Creating a Gantt Chart
- Creating a Stacked Bar Chart

Starting an Adventure with Calculations

- Performing Aggregate-level Calculations
- Enhancing the User Experience, Analysis, and Visualizations

Diving Deep with Table Calculations

- Performing Quick Table Calculations

Telling a Data Story with Dashboards

- Creating a Dashboard and Implementing Actions
- Using a Set Action
- Creating a Regional Scoreboard
- Creating a Story

Cleaning and Structuring Messy Data

- Creating a Union

Introducing Tableau Prep

Here's what you get

22

LIVE LABS

22

VIDEO TUTORIALS

01:10

HOURS

13. Post-Assessment

After completion of the uCertify course Post-Assessments are given to students and often used in conjunction with a Pre-Assessment to measure their achievement and the effectiveness of the exam.

GET IN TOUCH:

 3187 Independence Drive
Livermore, CA 94551,
United States



+1-415-763-6300



support@ucertify.com



www.ucertify.com